

Quality Guarantee:

- This Limited Warranty only covers failures due to defects in materials or workmanship, and does not cover normal wear and tear or cosmetic damage. The Limited Warranty also does not cover damages which occurred in shipment, or failures which are caused by products not supplied by the warrantor, or failures which result from accidents, misuse, abuse, neglect, mishandling, misapplication, alteration, faulty installation, set-up adjustments, maladjustment of consumer controls, improper maintenance, power line surge, lightning damage, modification, or service by anyone other than a Factory Service center or other Authorized Service, or damage that is attributable to acts of God.
- There are no express warranties except as listed under “limited warranty coverage”. the warrantor is not liable for incidental or consequential damages resulting from the use of this product, or arising out of any breach of this warranty. (As examples, this excludes damages for lost time, cost of having someone remove or re-install an installed unit if applicable, travel to and from the service, loss or damage to media or images, data or other recorded content. The items listed are not exclusive, but are for illustration only.)
- No damage caused by accident, One year warranty for free repair and half way free transport.

Product Picture:

Super Splitter over HDBase-T



HDMI Splitter 1x4 over HDBase-T/100m



HDMI Splitter 1x4 over HDBase-T/70m



HDMI Splitter 1x8 over HDBase-T/100m



HDMI Splitter 1x8 over HDBase-T/70m

Receiver of HDBase-T



Receiver of HDBase-T, Metal case (100m)



Receiver of HDBase-T, Metal case (70m)



Receiver of HDBase-T, Wallplate, US type (100m)



Receiver of HDBase-T, Wallplate, US type (70m)



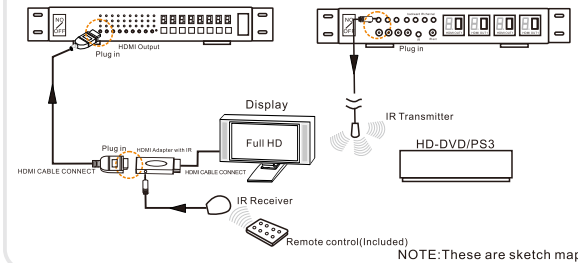
Receiver of HDBase-T, Wallplate, EU type (100m)



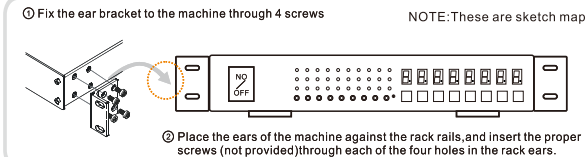
Receiver of HDBase-T, Wallplate, EU type (70m)

New Function:

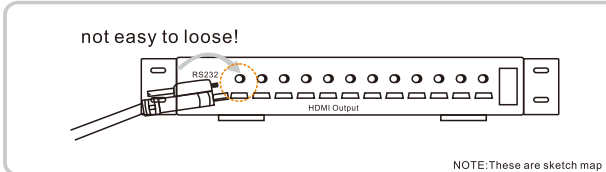
- Backward IR channel optional



- Wall mounting or fixed



- Plug Locking



User Manual

Splitter over HDBase-T/Receiver of HDBase-T

Model NO.: HKHB0104MC
HKHB0104MC7

HKHB0108BC
HKHB0108BC7

Dear Customer

Thank you for purchasing this product !
For optimum performance and safety,Please read these Instructions carefully before connecting,Operating or adjusting this product.
Please keep this manual for future reference.

Basic Function:

- HKHB0104MC/HKHB0104MC7**.....Dimension:277x155x27mm
- HDMI splitter 1x4 over HDBase-T, 100m extension for 1080p
 - 70m extension for optional
 - Full HD 1080p cascade at 3 layers
 - Small desk or wall mounting
 - HDCP v1.2,3D support
 - Super IR control system, IR transport channel can be forward or backward per your installation
 - Digital audio format, DTS-HD/Dolby-True-HD/LPCM7.1/AC3/DTS/DSD
 - Built-in Lanswitch to distribute Internet to each room(HKHB0104MC)
- HKHB0108BC/HKHB0108BC7**.....Dimension:440x200x44mm
- HDMI splitter 1x8 over HDBase-T, 100m extension for 1080p
 - 70m extension for optional
 - Full HD 1080p cascade at 3 layers
 - 19 inch rack or wall mounting
 - HDCP V1.2,3D support
 - Super IR control system, IR transport channel can be forward or backward per your installation
 - Digital audio format, DTS-HD/Dolby-True-HD/LPCM7.1/AC3/DTS/DSD
 - Built-in Lanswitch to distribute Internet to each room(HKHB0108BC)
- HKHB0100SCR/HKHB0070SCR**.....Dimension:110x75x23.5mm
- Receiver for HDBase-T products
 - 100m long extension over Single Cat5e/6
 - 70m extension for optional
 - HDBase-T technology
 - IR backward
 - Built-in Lanswitch to distribute Internet to each room(HKHB0100SCR)
 - 3D Support

- HKHB0100AW-USR/HKHB0070AW-USR**..... Dimension:115 x114mm
- Receiver for HDBase-T,Wallplate type,US
 - 100m long extension over Single Cat5e/6
 - 70m extension for optional
 - HDBase-T technology
 - IR backward
 - Built-in Lanswitch to distribute Internet to each room(HKHB0100AW-USR)
 - 3D support
- HKHB0100AW-EUR/HKHB0070AW-EUR**.....Dimension:145 x84.5mm
- Receiver for HDBase-T,Wallplate type,EU
 - 100m long extension over Single Cat5e/6
 - 70m extension for optional
 - HDBase-T technology
 - IR backward
 - Built-in Lanswitch to distribute Internet to each room(HKHB0100AW-EUR)
 - 3D support

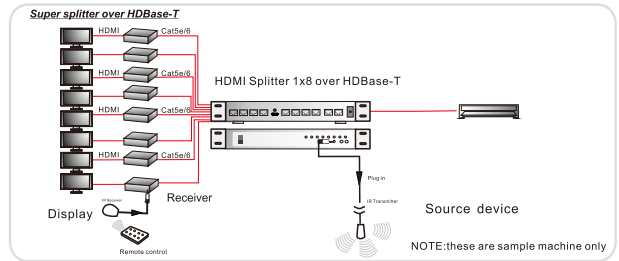
Specification:

- HDMI versionHigh Speed with 3D
- HDCP version.....HDCP1.2
- Support HDMI resolution..... 1080P/1080i/720P/576P/576i/480P/480i
- Support video color bit deep color 24bit/36bit
- Support audio format..... LPCM/Dolby-AC3/DTS7.1/DSD
- Input Video signal 5.0Volts P-P
- Output cable distance..... ≤5m
- Input cable distance..... ≤5m
- Data transfer speed.....6. 75Gbps-10.2Gbps
- Operating Humidity range.....5 to 90%RH (No Condensation)
- Operating Temperature range.....-15 to +55C° (5 to 131°F)
- Power adapter format..... Input AC(50Hz.60Hz) 100- 240V
- Power Supply.....DC 12V(HKHB0108BC)9V(HKHB0104MC)

Operation:

- 1.Connect the signal source (such as HD-DVD, PS3, STB) with HDMI input interfaces.
- 2.Connect the display devices (such as HD-LCD, HD-DLP) with HDMI output interfaces.
- 3.Connect the EIA/TIA 568B one long CAT5e/6 cable to the sender output socket.
- 4.Connect the EIA/TIA 568B one long CAT5e/6 cables to the Receiver input socket.
- 5.Connect LCD with HDMI interface to Receiver output socket.
- 6.This device is powered by an external power supply optional.

Application :



Package Included:

- When first unpacking your HDMI splitter, please check to see if the following items are included:
- HDMI splitter main unit
 - Receivers of HDBase-T (8pcs for HKHB0108BC, 4pcs for HKHB0104MC)
 - Power supply
 - HKHB0108BC:1xDC12V, 8xDC5V
 - HKHB0104MC:1xDC9V, 4xDC5V
 - User manual

Warning:

TO REDUCE THE RISK OF FIRE, ELECTRIC SHOCK OR PRODUCT DAMAGE:

- 1.Do not expose this apparatus to rain, moisture, dripping or splashing and make sure that no objects filled with liquids, such as vases, are placed on the apparatus.
- 2.Do not install or place this unit in a bookcase, built-in cabinet or in another confined space. Ensure the unit is well ventilated.
- 3.To prevent risk of electric shock or fire hazard due to overheating, do not obstruct the unit's ventilation openings with newspapers, tableclothes, curtains and similar items.
- 4.Do not install near any heat sources such as radiators, heat registers, Stoves or other apparatus.
- 5.Do not place sources of naked flames, such as lighted candles on the unit.
- 6.Clean this apparatus only with dry cloth.
- 7.Unplug this apparatus during lighting storms or when unused for long time.
- 8.Protect the power cord from being walked on or pinched, particularly at plugs.
- 9.Only use attachments/accessories specified by the manufacture.
- 10.Refer all servicing to qualified service personnel.