

HDMI Converter

Model NO. : HKV0101

PICTURE



Function

- *Supports HDCP HDMI compliant
- *Input Audio and Digital and Merge together, output into HDMI signal
- *Supports HDTV resolutions
- *Easy to Use: Install in seconds, no need of setting
- *Supports resolutions up to 1080p, 2K, and 1600 x 1200
- *Encodes digital audio onto the video signal for HDMI video and audio
- *Allows you to connect computers or other sources with DVI or YUV or VGA output and SPDIF to an HDMI display

Dear customer:

Thank you for purchasing this product. For optimum performance and safety, please read these instructions carefully before connecting, operating or adjusting product. Please keep this manual for future reference.

NOTICE

HANK Electronics Ltd reserves the right to make changes in the hardware, packaging and any accompanying documentation without prior written notice.

WARNING:

TO REDUCE THE RISK OF FIRE, ELECTRIC SHOCK OR PRODUCT DAMAGE:

1. Do not expose this apparatus to rain, moisture, dripping or splashing and make sure that no objects filled with liquids, such as vases, are placed on the apparatus.
2. Do not install or place this unit in a bookcase, built-in cabinet or in another confined space. Ensure the unit is well ventilated.
3. To prevent risk of electric shock or fire hazard due to overheating, do not obstruct the unit's ventilation openings with newspapers, tablecloths, curtains and similar items.
4. Do not install near any heat sources such as radiators, heat registers, Stoves or other apparatus.
5. Do not place sources of naked flames, such as lighted candles on the unit.
6. Clean this apparatus only with dry cloth.
7. Unplug this apparatus during lighting storms or when unused for a long time
8. Protect the power cord from being walked on or pinched, particularly at plugs.
9. Only use attachments/accessories specified by the manufacture
10. Refer all servicing to qualified service personnel.

TABLE OF CONTENTS

Introduction -----	3
Package contents-----	3
Panel Descriptions-----	3
Connect and Operation-----	4
Specification-----	4
Typical Application-----	5
Product Service-----	5
Warranty-----	5

INTRODUCTION

Handing HANK's HKV0101 is the easiest way to get your computer display onto your new HD television. This unit will take an analog video input from a 15 pin VGA connector and a stereo RCA input and convert them to a digital HDMI signal with stereo output. With support for resolutions up to and including 1080P and automatic syncing all you have to do is plug it in. No more complicated graphics card driver setup, no more birds nest of breakout boxes and wires.

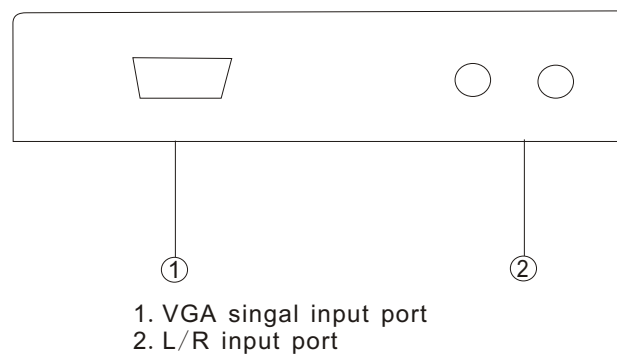
PACKAGE CONTENTS

1. Main unit. P/N_HKV0101.
2. Operating Instruction P/N_HKV0101

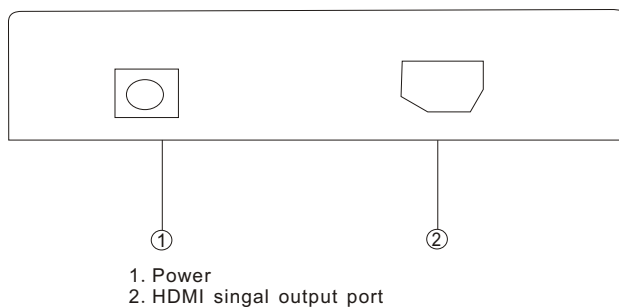
* PART NUMBER(Abbreviation as P/N).

Panel Description

Front Panel



Back panel



CONNECT AND OPERATION

1. Connect the VGA input source into HKV0101.
2. Connect the HDMI outputs (such as HD-LCD, HD-DLP) into HKV0101.
3. Power on the input source you want to show. (Keep the unused input power off, otherwise it may interfere the normal display.)
4. Connect the power supply into HKV0101. and turn on the display you want to watch.

Attention

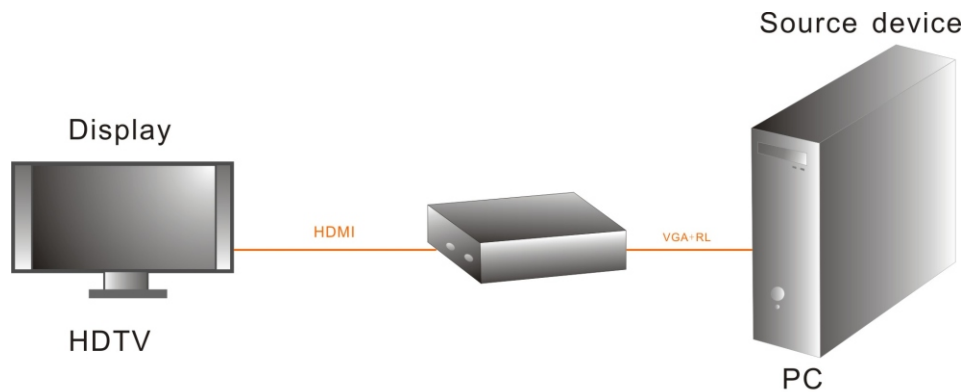
- Insert/Extract cables gently.

Specifications

Input Video Signal-----	0.5-1.0 volts p-p
Input DDC Signal-----	5 volts p-p (TTL)
Output Video-----	HDMI 1.2A
VGA-----	640x480 / 800x600 / 1024x768 / 1280x720 / 1280x768 / 1280x960 / 1280x1024
Support HDMI resolution -----	480-i/576i/480p/576p/720p/1080i/1080P
Operating Frequency-----	Up to165MHz
Video Amplifier Bandwidth-----	6. 75Gpbs/495MHz
Interlaced(50&60Hz)-----	480i,576i,1080i
Progressive(50&60Hz)-----	480p,576p,720p,1080p
Operating Temperature-----	-0 Degree to +70 Degree
Operating Humidity-----	10% to 85 % RH (no condensation)
Storage Temperature-----	-10 Degree to +80 Degree
Operating Humidity range-----	-5 to 90%RH (No Condensation)
Power Supply-----	5V DC
Dimension(L x W x H)-----	89x 68x 29mm
Weight-----	120g

Note: Specifications are subject to change without notice.
Mass and dimensions are approximate.

Typical Application



HDMI converter HKV0101

Product Service

- 1) Damage requiring service: The unit should be serviced by qualified service personnel if:
 - a. The DC power supply cord or AC adaptor has been damaged;
 - b. Objects or liquids have gotten the unit;
 - c. The unit has been exposed to rain;
 - d. The unit does not operate normally or exhibits a marked change in performance;
 - e. The unit has been dropped or the cabinet has been damaged.
- 2) Servicing Personnel: Do not attempt to service the unit beyond that described in these operating instructions. Refer all other servicing to authorized servicing personnel.
- 3) Replacement parts: When parts need replacing ensure the service uses parts specified by the manufacturer or parts that have the same characteristics as the original parts. Unauthorized substitutes may result in fire, electric shock, or other hazards.
- 4) Safety check: After repairs or service, ask the service to perform safety checks to confirm that the unit is in proper working condition.

WARRANTY

If your product does not work properly because of a defect in materials or workmanship, HANK Electronics company(referred to as “the warrantor”) will, for the length of the period indicated as below, (parts(1) Year, Labor(90) Days) which starts with the date of original purchase (“Limited Warranty period”),at its option either (a) repair your product with new or refurbished parts. or (b) replace it with a new or a refurbished product. The decision to repair or replace will be made by the warrantor.

During the “Labor” limited Warranty period there will be no charge for labor.

During the “Parts” warranty period, there will be no charge for parts.

You must mail-in your product during the warranty period. This Limited Warranty is extended only to the original purchaser and only covers product purchased as new. A purchase receipt or other proof of original purchase date is required for Limited Warranty service.

Mail-In Service

When shipping the unit, carefully pack and send it prepaid, adequately insured and preferably in the original carton. Include a letter detailing the complaint and provide a day phone and/or email address where you can be reached.

If repair is needed during the limited warranty period the purchaser will be required to furnish a sales receipt/proof of purchase indicating date of purchase, amount paid and place of purchaser. Customer will be charged for the repair of any unit received without such proof of purchase.

LIMITED WARRANTY LIMITS AND EXCLUSIONS

- 1) This Limited Warranty only covers failures due to defects in materials or workmanship, and does not cover normal wear and tear or cosmetic damage. The Limited Warranty also does not cover damages which occurred in shipment, or failures which are caused by products not supplied by the warrantor, or failures which result from accidents, misuse, abuse, neglect, mishandling, misapplication, alteration, faulty installation, set-up adjustments, maladjustment of consumer controls, improper maintenance, power line surge, lightning damage, modification, or service by anyone other than a Factory Service center or other Authorized Service, or damage that is attributable to acts of God.
- 2) There are no express warranties except as listed under “limited warranty coverage”. the warrantor is not liable for incidental or consequential damages resulting from the use of this product, or arising out of any breach of this warranty. (As examples, this excludes damages for lost time, cost of having someone remove or re-install an installed unit if applicable, travel to and from the service, loss of or damage to media or images, data or other recorded content. The items listed are not exclusive, but are for illustration only.)
- 3) Parts and service, which are not covered by this limited warranty, are your responsibility.

