



AB7812

**1 x 4 HDMI splitter 50m single CAT5e/6
with 3D support**

en

Manual

AB7812 1 x 4 HDMI splitter 50m single CAT5e/6 with 3D support

Table of contents

| | |
|--|---|
| 1.0 Introduction | 2 |
| 1.1 Packing contents | 2 |
| 2.0 Panel Descriptions..... | 3 |
| 3.0 Installation instructions | 4 |
| 3.1 EDID..... | 5 |
| 4.0 Frequently Asked Questions and other related information | 5 |
| 5.0 Service and support..... | 5 |
| 6.0 Warning and points of attention | 5 |
| 7.0 Warranty conditions..... | 7 |

1.0 Introduction

Congratulations with the purchase of this high-quality Eminent product! This product has undergone extensive testing by Eminent's technical experts. Should you experience any problems with this product, you are covered by a five-year Eminent warranty. Please keep this manual and the receipt in a safe place.

Register your product now on www.eminent-online.com and receive product updates!


1.1 Packing contents

The following parts need to be present in the packing:

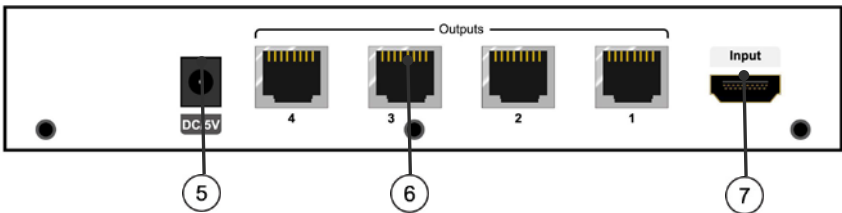
- 1x4 HDMI splitter over single Cat5e/6
- Power supply 5V 4A

2.0 Panel Descriptions

Front Panel



Rear Panel



1. Switch between 2D and 3D Mode.
2. Indicator of HDMI input
3. Power indicator
4. Power button
5. Power input port
6. 4x UTP Cat5e/6 output ports
7. HDMI input port

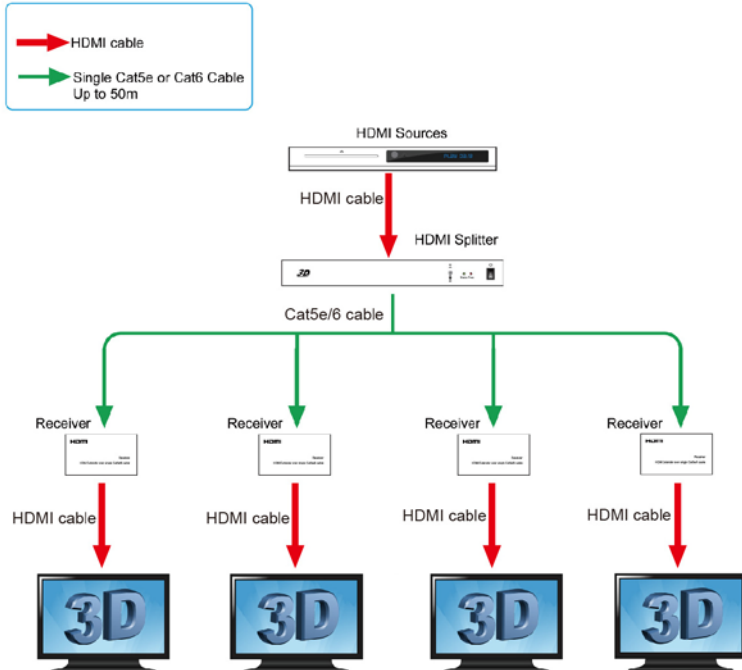
3.0 Installation instructions

Because of the built-in EDID protocol, you need to make sure that all connected devices are powered before the HDMI splitter is turned on.

1. Connect the HDMI input source (such as Media player, BD/DVD player etc.) to the HDMI splitter.
2. Connect a CAT-5E/6 cable with a maximum length of 50m to both the output of the HDMI splitter and input of the Cat5e/6 receiver (Sold separately AB7813).
3. Connect the HDMI display device (such as HDTV) to the HDMI output port.
4. Insert the DC side of 5V power supply to the HDMI splitter and receiver and connect the AC side of the power supply to the wall outlet.
5. Turn on the power of the HDMI splitter.

Important: Select the 3D mode only when the source and output have a 3D format.

Typical Application



3.1 EDID

EDID can read the “Extended Display Identification Data” information from the connected display devices. EDID is a data structure provided by digital displays to describe its capabilities to a video source. It enables a personal computer to know what kind of monitor is connected to it and thus the capabilities of the identified monitor.

4.0 Frequently Asked Questions and other related information

The latest Frequently asked questions for your product can be found on the support page of your product. Eminent will update these pages frequently to assure you have the most recent information. Visit www.eminent-online.com for more information about your product.

5.0 Service and support

This user manual has been carefully written by Eminent’s technical experts. If you have problems installing or using the product, please fill out the support form at the website www.eminent-online.com/support.

You can also contact us by phone. Please check www.eminent-online.com/support for the helpdesk phone number and opening hours.

6.0 Warning and points of attention



Due to laws, directives and regulations set out by the European parliament, some (wireless) devices could be subject to limitations concerning its use in certain European member states. In certain European member states the use of such devices could be prohibited. Contact your (local) government for more information about this limitations.

Always follow up the instructions in the manual*, especially where it concerns devices which need to be assembled.

Warning: In most cases this concerns an electronic device. Wrong/improper use may lead to (severe) injuries!

When you connect the device to the mains, make sure it will not be damaged or subject to (high) pressure.

A power socket is needed which should be close and easy accessible from the device.

Repairing of the device should be done by qualified Eminent staff. Never try to repair the device yourself. The warranty immediately voids when products have undergone self-repair and/or by misuse. For extended warranty conditions, please visit our website at www.eminent-online.com/warranty.

Dispose of the device appropriately. Please follow your countries regulation for the disposal of electronic goods.

Please check below safety points carefully:

- Do not apply external force on the cables
- Do not unplug the device by pulling the power cable
- Do not place the device near heating elements
- Do not let the device come in contact with water or other liquids
- If there is any strange sound, smoke or odor, remove the device immediately from the power outlet.
- Do not put any sharp objects into the venting hole of a product
- Do not use any damaged cables (risk of electric shock)
- Keep the product out of reach of children
- Wipe off the product with soft fabric, not water mop.
- Keep the power plug and outlet clean
- Do not unplug the device from the power outlet with wet hands
- Unplug the device when you don't use it for a long time
- Use the device at a well ventilated place

**Tip: Eminent manuals are written with great care. However, due to new technological developments it can happen that a printed manual does not longer contain the most recent information. If you are experiencing any problems with the printed manual or you cannot find what you are looking for, please always check our website www.eminent-online.com first for the newest updated manual.*

Also, you will find frequently asked questions in the FAQ section. It is highly recommended to consult the FAQ section. Very often the answer to your questions will be found here.

7.0 Warranty conditions

The five-year Eminent warranty applies to all Eminent products, unless mentioned otherwise before or during the moment of purchase. After buying a second-hand Eminent product the remaining period of warranty is measured from the moment of purchase by the product's initial owner. Eminent warranty applies to all Eminent products and parts, indissolubly connected or mounted to the product it concerns. Power supply adapters, batteries, antennas and all other products not directly integrated in or connected to the main product or products of which, without reasonable doubt, can be assumed that wear and tear during use will show a different pattern than the main product, are not covered by the Eminent warranty. Products are not covered by the Eminent warranty when exposed to incorrect/improper use, external influences or when opening the service parts of the product by parties other than Eminent. Eminent may use refurbished materials for repair or replacement of your defective product. Eminent cannot be held responsible for changes in network settings by internet providers. We cannot guarantee that the Eminent networking product will keep working when settings are changed by the internet providers. Eminent cannot guarantee the working of web services, apps and other third party content that is available through Eminent products. Eminent products with an internal hard disk have a limited warranty period of two years on the hard disk. Eminent could not be held responsible for any data lost. Please make sure that if the product stores data on a hard drive or other memory source, you will make a copy before you return the product for repair.

When my product gets defective

Should you encounter a product rendered defective for reasons other than described above: Please contact your point of purchase for taking care of your defective product.



Trademarks: all brand names are trademarks and/or registered trademarks of their respective holders.

The information contained in this document has been created with the utmost care. No legal rights can be derived from these contents. Eminent cannot be held responsible, nor liable for the information contained in this document.



Eminent is a member of the Intronics Group