

IP CABLING TRANSMISSION – Active Series

ITEM NO.: IP02, IP03

IP02/IP03 IP extender are designed to extend any TCP/IP devices for long range transmission up to 1.2Km over existing coaxial or cost effective CAT5 cable. They are completely transparent to protocols, codes, and applications ensuring compatibility with any IP camera and its management software. It is perfect solution for sending IP video links to remote camera installation that are beyond the 100 meters distance limit of Ethernet.

IP02 Active IP Extender over Coax

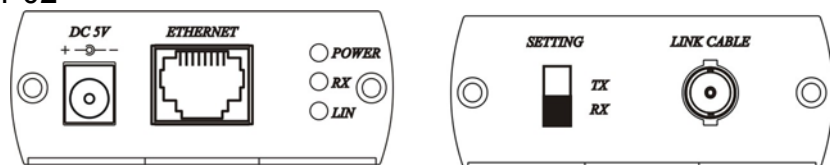
- Send and extend IP camera signal or any TCP/IP devices over existing coaxial cable.
- Active type, including transmitter and receiver.
- Plug and play for easy connection
- Long range transmission up to 1800 meters (Max.)

IP03 Active IP Extender over CAT5

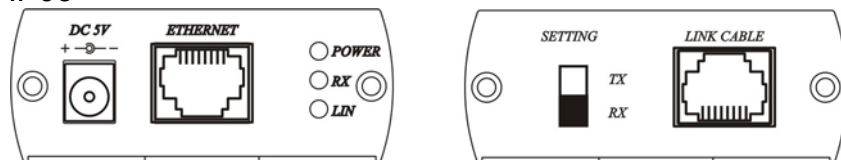
- Identical to IP02, but over CAT5 cable instead of coaxial cable.
- Long range transmission up to 1200 meters (Max.)

Panel view & Function:

IP02



IP03



Cable:

IP02 link cable: Hi quality coax cable such as RG59/U
Ethernet: Standard CAT5/CAT5e cable.

IP03 Link Cable/ Ethernet : Standard CAT5/CAT5e cable.

Cable Define:

IP02 Link Cable

- | | |
|------------|--------|
| 1. Central | DATA + |
| 2. Ground | DATA - |

IP03 Link Cable (TIA/EIA-568-B)

- | | |
|-----------------|---------|
| 1. Orange-white | DATA - |
| 2. Orange | DATA + |
| 3. Green-white | Reserve |
| 4. Blue | Reserve |
| 5. Blue-white | Reserve |
| 6. Green | Reserve |

7. Brown-white	Reserve
8. Brown	Reserve

Ethernet Cable (TIA/EIA-568-B)

1. Orange-white	TX+
2. Orange	TX-
3. Green-white	RX+
4. Blue	Reserve
5. Blue-white	Reserve
6. Green	RX-
7. Brown-white	Reserve
8. Brown	Reserve

TX/RX Setting

TX/RX ↑ = Transmitter (IP Camera or any TCP/IP devices)
 ↓ = Receiver (PC side)

Status LED Display

1. Power LED
ON = Power Good / OFF = No Power
2. RX LED
ON = RX / OFF = TX
3. Link LED
Slow Blink = Searching / Fast Blink = Linking / ON = Linked

Ethernet LED Display

LINK / ACT Status LED (Green)
ON = Link / Blink = ACT

Link Speed LED (Orange)
ON = 100Mbps / OFF = 10Mbps

Caution:

In order to avoid interference or shorter working range. The cabling must away from any equipment with electromagnetic wave, i.e.: microwave, radio equipment, high voltage.

Data Rate reference:

IP02 use RG59/U cable:


300M 50Mbps
 600M 45Mbps
 1000M 40Mbps
 1800M 20Mbps

IP03 use CAT5e UTP cable:


300M 50Mbps
 600M 40Mbps
 1200M 20Mbps

Installation View:


IP02



IP03



Multi IP cameras application:



Specifications:

ITEM NO.	IP02	IP03
Link Cable Connector	BNC	RJ-45
Link Cable Distance	1800M (Max)	1200M (Max)
Link Speed	50 Mbps (Max)	
Ethernet Connector	RJ-45	
Ethernet Cable Distance	100M (Max)	
Ethernet Speed	10M / 100Mbps	
Power Supply	DC 5V / 2000mA / Regulated	
Power Consumption	750mA (Max)	
Dimensions (W x H x D m)	146 x 67 x 27	145 x 67 x 27
Weight (g)	220g	220g
Material	Metal Black	