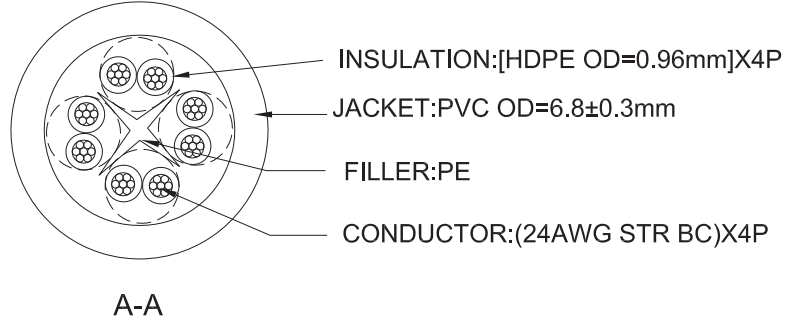
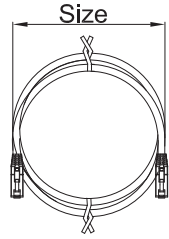
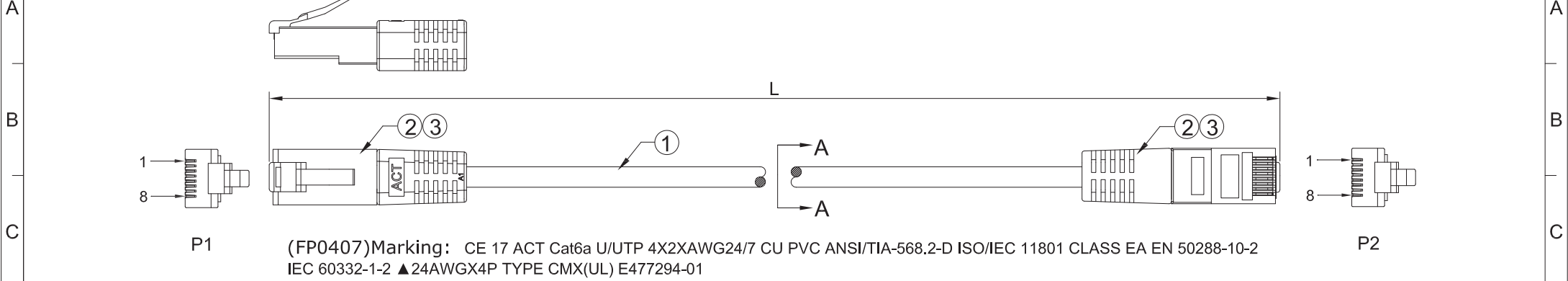


MOLDING:
YU-43

DATE	REV.	REVISION	DRAFTING	CHECKED
2022. 08. 04	A/0	NEW	ST	



L (mm)	T (mm)	PINOUT			
250	±20				
500	±20				
1000	±30	P1(T568B)		P2(T568B)	WIRE
1500	±30	1		1	WHITE/ORANGE
2000	±30	2		2	ORANGE
3000	±30	3		3	WHITE/GREEN
5000	±50	6		6	GREEN
7000	±70	4		4	BLUE
10000	±100	5		5	WHITE/BLUE
15000	±150	7		7	WHITE/BROWN
20000	±200	8		8	BROWN


- Note:
1. Channel Test
 2. 100% Test(Open,short,miswire)
 3. Contact Resistance:5 Ω Max.
 4. Insulation Resistance:DC/250V, 10 MΩ Min. For 0.01s
 5. Hi-pot Test:AC/250V 5mA Max. For 0.01s



③	Molding	70P PVC	AR	Unless specified on the drawing, tolerances are per the follows: X. ±0.20 X° ±3 .X ±0.10 .X° ±0.3 .XX ±0.05
②	Plug	RJ45 8P8C 50u" Unshielded OD : 1.1mm	2PCS	
①	Cable	LAN CABLE Cat.6A U/UTP (With Cross) 24AWGx4P STR BC PVC	AR	
No.	TITLE	DESCRIPTION		Q'TY

DRAW. NO	GFWC-S220142	TITLE	Cat. 6A U/UTP 24AWGx4P PVC PATCH CORD		
CUSTOMER		DRAW	ST	DATE	2022. 08. 04
CUST' R P/N	--	CHECK		DATE	
SCALE	NONE	APPROVED		SHEET	1 OF 3

Cable Spec NO.	GFWL-C220084	Part Number	--	Note	<input checked="" type="checkbox"/> RoHS 2.0	<input checked="" type="checkbox"/> Reach	<input type="checkbox"/> GP	<input type="checkbox"/> HF	<input type="checkbox"/> Other
----------------	--------------	-------------	----	------	--	---	-----------------------------	-----------------------------	--------------------------------



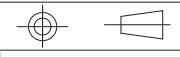
2022.08.05 16:12:26 49897

WIRE	Cat.6A U/UTP STR 24AWG
PLUG	RJ45 8P8C 50u"
Min bending radius	50mm
NVP	69%
Standards	TIA/EIA-568-B.2 EN50288
Impedance	100 Ω ± 15%
Skew	≤45ns 100m at: 20°C
Capacity	MAX 5600pF/100m
Jacket	Thickness: Min at any point: 0.6mm Max AVG:0.8mm Diameter: 6.8±0.3mm
Insulation	Thickness: Min at any point: 0.1mm Max AVG:0.19mm Diameter: 0.96±0.08mm
Conductor	Bare Copper 24AWG 7/0.196±0.01mm

P/N	Length(M)	Color	RAL NO	P/N	Length(M)	Color	RAL NO
IB3300	0.5	Ivory	RAL1015	IB3700	0.5	Red	RAL3031
IB3301	1			IB3701	1		
IB3302	2			IB3702	2		
IB3303	3			IB3703	3		
IB3305	5			IB3705	5		
IB3307	7			IB3707	7		
IB3310	10			IB3710	10		
IB3315	15			IB3715	15		
IB3320	20			IB3720	20		
IB3351	1.5			IB3751	1.5		
IB3352	0.25	/	/				
IB3400	0.5	Gray	RAL7045	IB3800	0.5	Blue	RAL5012
IB3401	1			IB3801	1		
IB3402	2			IB3802	2		
IB3403	3			IB3803	3		
IB3405	5			IB3805	5		
IB3407	7			IB3807	7		
IB3410	10			IB3810	10		
IB3415	15			IB3815	15		
IB3420	20			IB3820	20		
IB3451	1.5			IB3851	1.5		
IB3452	0.25	/	/				



Unless specified on the drawing, tolerances are per the follows: X. ±0.20 X° ±3 .X ±0.10 .X° ±0.3 .XX ±0.05	DRAW. NO	GFWC-S220142	TITLE	Cat.6A U/UTP 24AWGx4P PVC PATCH CORD		
	CUSTOMER		DRAW	ST	DATE	2022.08.04
	CUST' R P/N	--	CHECK		DATE	
	SCALE	NONE	APPROVED		SHEET	2 OF 3



Product Specification

STANDARD COMPLIANCES:

All Category 6A Requirements as Per ANSI/TIA/EIA, ISO/IEC, and CENELEC EN Standards:
 ANSI/TIA/EIA 568.2-D Cat.6A
 ISO/IEC 11801 CLASS D
 CENELEC EN 50173-1
 IEC 61156-6, CENELEC EN 50288-10-2 for Patch Cable
 Flame Retardancy is Verified According to IEC 60332-1-2.
 We Implemented RoHS Compliance for the Requirement of European Union Issued Directive 2002/95/EC.

CONSTRUCTION & CHARACTERISTICS:

Conductor	Material / Size	Bare Copper / 24 AWG 7/196±0.01mm
Insulation	Material	HDPE
	Thickness	Avg: 0.19mm ; Min 0.10mm
	Diameter	0.96±0.08 mm
	Colors	P1 Blue · White/Blue ; P2 Orange · White/Orange P3 Green · White/Green ; P4 Brown · White/Brown
	Tensile Strength	Min.1.683 Kg/mm ²
Jacket	Material	PVC
	Thickness	Avg: 0.80 mm ; Min 0.60mm
	Diameter	6.8±0.3 mm
	Color	Assorted upon request
	Elongation	Min. 100%
	Tensile Strength	Min.1.407 Kg/mm ²
	Aging at 100°C for 168Hrs	Min. elongation retention:50% Min. tensile strength retention:85%
Marking		CE 17 ACT Cat6a U/UTP 4X2XAWG24/7 CU PVC ANSI/TIA- 568.2-D ISO/IEC 11801 CLASS EA EN 50288-10-2 IEC 60332-1-2 ▲ 24AWGX4P TYPE CMX(UL) E477294-01
		or as customer request.

APPROVAL:

UL/cUL Listed & 3P Certified ANSI/TIA/EIA-568.2-D Category 6A testing performance requirements.

APPLICATIONS:

10GBASE-T Ethernet
 10BASE-T, 100BASE-TX Fast Ethernet (IEEE 802.3)
 100 VG - AnyLAN(IEEE802.12), 550Mhz Broadband Video
 Voice , T1,ISDN 155/622 Mbps ATM

ELECTRICAL PERFORMANCES:

Spark Test		2000 ± 250 V ac		
Dielectric Strength		1200V dc / 3seconds		
Insulation Resistance Test		Min. 150 MΩ/Km		
Conductor Resistance		Max.8.76Ω/100m at 20°C		
Resistance Unbalance		Max. 5%		
Min bending radius		50mm		
Skew		≤45ns		
Mutual Capacitance		Max. 5600pF/100m		
NVP		69%		
Impedance	1~100MHz	100Ω ± 15%		
	101~500MHz	100Ω ± 22%		
Attenuation & Near End Cross Talk	Frequency (MHz)	Attenuation (dB/100M at 20°C), Max	NEXT (dB), Min	Power Sum (dB),Min
	1MHz	2.5*	74.3*	72.3*
	10 MHz	7.1*	59.3*	57.3*
	100 MHz	23.0	44.3*	42.3*
	200 MHz	33.1	39.8*	37.8*
	250 MHz	37.3*	38.3*	36.3*
	300 MHz	41.1*	37.1*	35.1*
	400 MHz	48.1*	35.3*	33.3*
500MHz	54.3*	33.8*	31.8*	

The asterisked (*) value are for information only. The minimum Next coupling loss for any pair combination at room temperature is to be greater than the value determined using the formula:

$$NEXT \geq 31 - 50 \log_{10}(f \text{ MHz}/330) \text{ dB}$$

CONFIGURATION:

orange 2	green 3
white/orange	white/green
blue 1	brown 4
white/blue	white/brown

