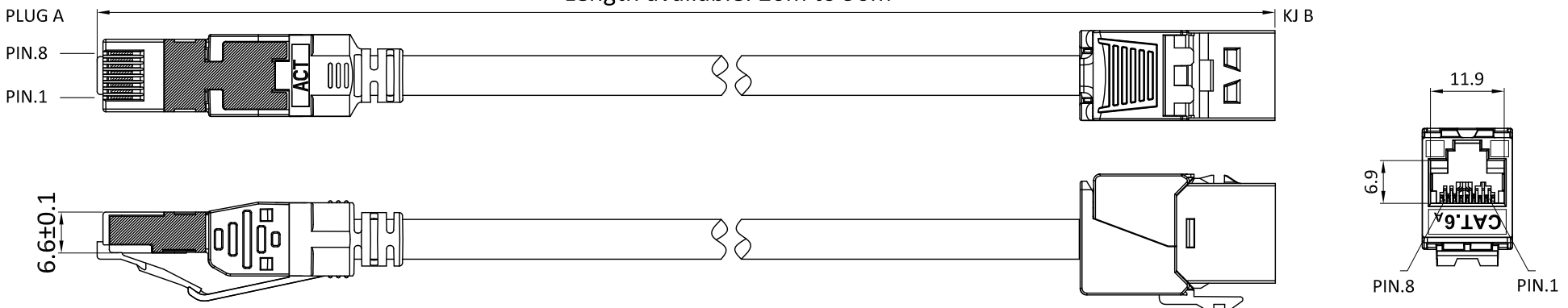


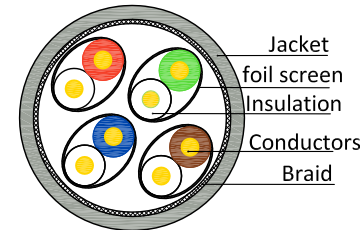
1 2 3 4 5 6

Length available: 20m to 90m



Printing on cable :


CE UKCA 24 ACT Cat6A S/FTP CU LSZH 4x2xAWG23 ANSI/TIA-568.2-D Class Ea ISO/IEC 11801-1 IEC 60332-1-2 (DoP: 1320-2406 B2ca, s1a, d0, a1) IEEE 802.3bt Type 4



Cross section

Specification	
Type	ACT Pre-term Network Cable (Male-Female)
Shielded	Cat.6A S/FTP
Max. bandwidth	500MHz
Standard	ANSI/TIA-568.2-D
	IEC61156-5
	ISO/IEC11801-1
	IEC60603-7
Power Over Ethernet rating	PoE++ /Maximum 100W
	IEEE 802.3bt Type 4
Temperature range	Operational -10° to +60°
	Storage -40° to +70°
Humidity(Max)	93% relative humidity, non-condensing
Max. tractive force	50N for 60sec.

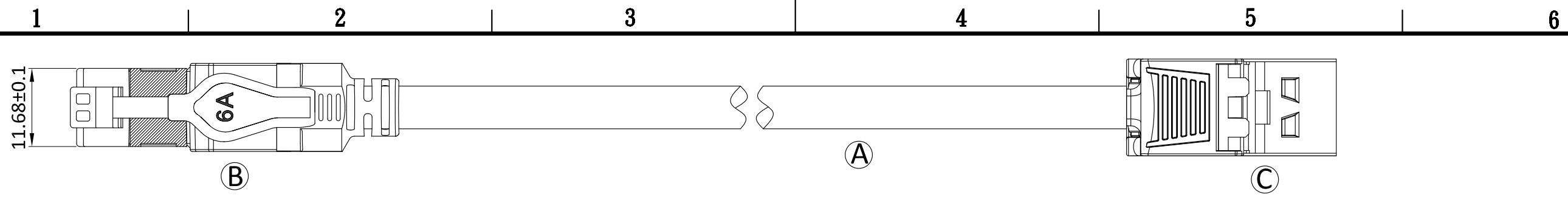
T568B wiring scheme



NO.	Length	Tolerance
1	1m-20m	+5cm/-0cm
2	20m-90m	+7cm/-3cm

<b>ACT</b>	ACT Pre-term Network Cable (Male-Female)	
	Item : FB01xx	Revision : 1.0
		Date : 17-03-2025
<small>This drawing is proprietary information of ACT Connectivity Solutions and confidential and provided to you for internal use on a need to know basis only. This document may not be duplicated for or disseminated to any third party without the prior explicit written consent of ACT Connectivity Solutions. Copies of this document, Printed or electronic, are uncontrolled and intended only for immediate use.</small>		
Drawn by : DYX		

1 2 3 4 5 6 0 10cm



### Cable (A)

Conductor type	Solid
Conductor material	23AWG solid copper
Outer diameter	7.4 +/- 0.2mm
Insulation	Skin-foam-skin PE
Shield	Aluminum /PET on each pair
Braid	Tinned CCS, min. 60% coverage
Bend radius	Min. 30mm (4x of cable O.D.)
Outer jacket	LSZH
Cable colour	Blue (RAL5015)
Fire retardant	IEC60332-1-2(B2ca)

### KJ (C)

RJ45 Jack Housing	Housing : Zinc die-casting with nickel plated
	Contact bracket : PC, UL 94V-2, transparent color
RJ45 Jack Contact	Phosphor bronze with nickel plated
	50 micro-inch gold plated on plug contact area
Cap A&B	Zinc die-casting with nickel plated
IDC	Housing : PC, UL 94V-2
	Terminal : Phosphor bronze with tin plated
IDC CAP	PC, UL 94V-2
Grounding Contacts	Stainless steel
PCB	FR4, UL 94V-0

### Plug (B)

Plug B	RJ45 8P8C + Strain Relief
Contact plating	50 micro-inch gold plated on surface contact area
Contact material	Phosphor bronze with nickel plated
IDC material and plating	Phosphor bronze with nickel plated
Contacts and IDC assembly	Press-fit on PCB
Shielded	Copper with nickel plated
Plug housing	PC, UL 94V-2, with black color
PCB	FR4, UL 94V-0
Strain Relief	PC, UL 94V-2, with black color(ACT logo)

Item	length
FB0120	20
FB0125	25
FB0130	30
FB0135	35
FB0140	40
FB0145	45
FB0150	50
FB0155	55

Item	length
FB0160	60
FB0165	65
FB0170	70
FB0175	75
FB0180	80
FB0185	85
FB0190	90



ACT Pre-term Network Cable (Male-Female)

Item : FB01xx

Revision : 1.0

Date : 17-03-2025

Drawn by : DYX

This drawing is proprietary information of ACT Connectivity Solutions and confidential and provided to you for internal use on a need to know basis only. This document may not be duplicated for or disseminated to any third party without the prior explicit written consent of ACT Connectivity Solutions. Copies of this document, Printed or electronic, are uncontrolled and intended only for immediate use.