

SCALE 1/4

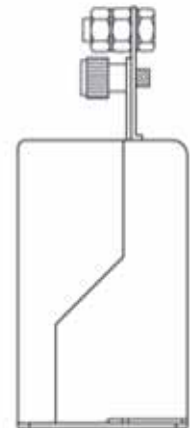
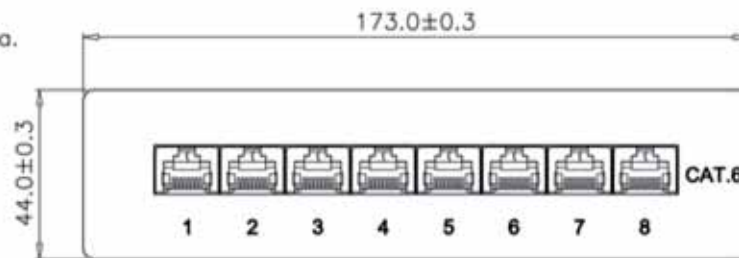
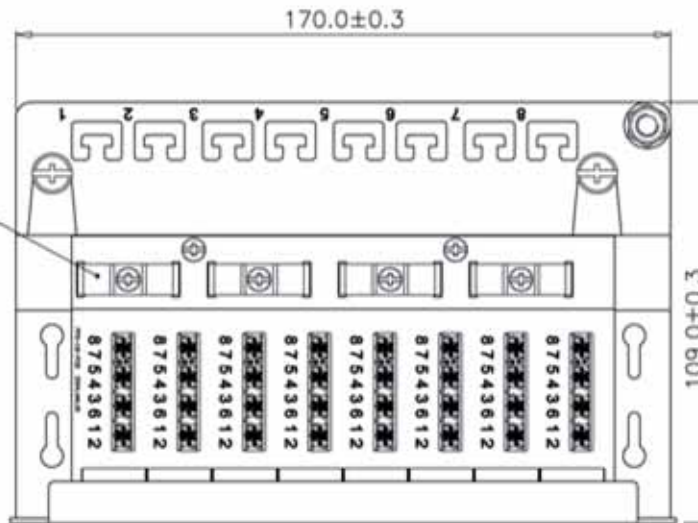
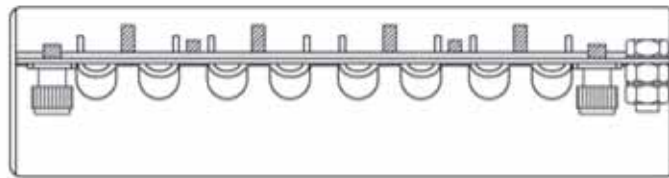
Specification :

Material :

1. Panel : SECC, 1.2mm thickness With optional color painted.
2. RJ45 Jack :
  - 2-1. Housing : PBT+Glass Fiber, UL 94V-0.
  - 2-2. Contact Bracket : PBT+Glass Fiber, UL 94V-0.
3. RJ45 Jack Shield : Bronze white Nickel painted.
4. RJ45 Jack Contact :
  - 4-1. Material : Phosphor Bronze with Nickel plated.
  - 4-2. Finish : 50 micro-inch Gold plated on Plug contact area.
5. IDC :
  - 5-1. Housing : PC+Glass Fiber, UL 94V-2.
  - 5-2. Terminal : Phosphor Bronze with Tin plated.
6. Cable Clip : SPCC with Nickel plated.
7. PCB : FR4, UL 94V-0.

Performance :

- a. T568A & T568B wiring.
- b. Insertion force : 30N max. (IEC 60603-7-5)
- c. Retention strength : 7.7 kg between Jack and Plug.
- d. Operating temperature : -10°C to 60°C. (ISO/IEC 11801, ANSI/TIA/EIA 568 B.2)
- e. Life(mating cycles) :
  - \* Jack : 750 cycles min. (ISO/IEC 11801, IEC 60603-7-5)
  - \* IDC : Suitable for 22-26 AWG stranded and solid wire, compatible with both 110 & Krone punch down tools.
- f. The Cat.6 transmission performance is in compliance with the ANSI/TIA/EIA 568 B.2-1 standard.



GENERAL TOLERANCE OF DIMENSIONS X.XXX ±0.005 X.XX ±0.05 X.X ±0.1	DRAWING	15.SEP.2010	QIQI	<b>ACT</b>	
	CHECK	15.SEP.2010	JANE		
	APPROVAL	15.SEP.2010	JAIMY		
		DATE	NAME	FA6001	
	SCALE	1/2(A4)	UNIT	mm	DES.: CAT.6 FULL SHIELDED BOX
	DRAWING NO.				
	DRAWING CLASSIFICATION		S	SHEET	1 OF 1