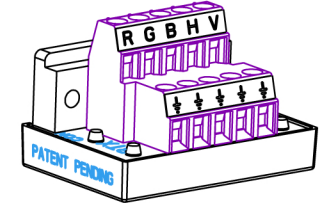
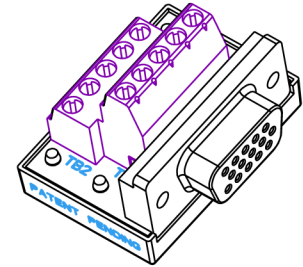
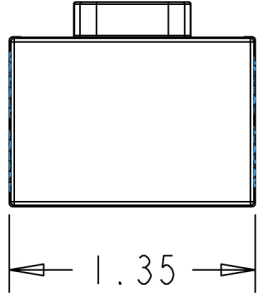
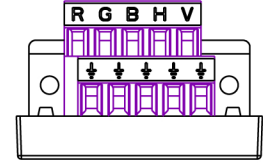
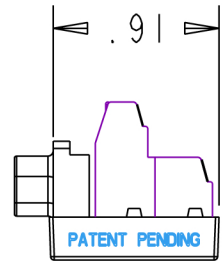
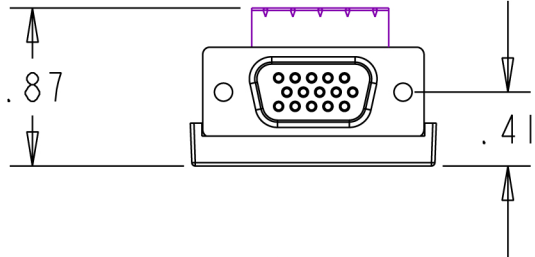
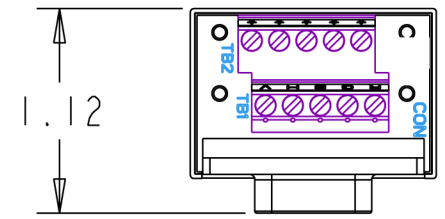


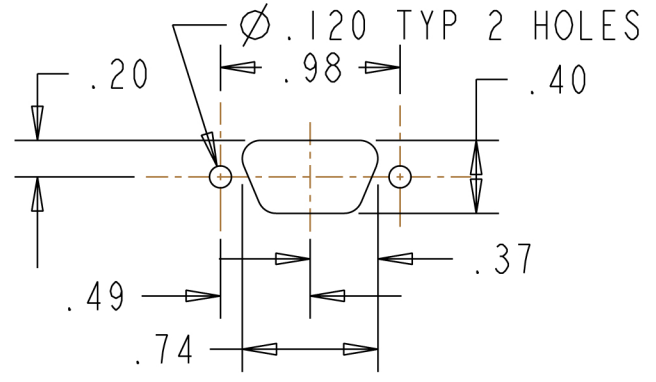
REV.	DESCRIPTION	DATE	APRVD
A	INITIAL RELEASE	5/3/08	---



**WIRING TABLE**

CON	TB
1	TB1-1
2	TB1-2
3	TB1-3
4	TB2-4,5
6	TB2-1
7	TB2-2
8	TB2-3
10	TB2-4,5
11	TB2-4,5
13	TB1-4
14	TB1-5

**SUGGESTED CUTOUT**



**NOTE**

- 1) TERMINAL BLOCKS WILL ACCOMODATE WIRE GA 30AWG-16AWG
- 2) #4-40 JACKSCREWS AND SHOULDER SCREWS SUPPLIED IN BAG

**PART DIMENSIONAL TOLERANCES**  
 ALL DIMENSIONS ARE INCHES [mm]  
 .XX = ±.015 [0.4mm]  
 .XXX = ±.005 [0.1mm]  
 ANGULAR = ±1/2°

**DO NOT SCALE FROM DRAWING**

DRAWN:	CWD	DATE:	5/3/08
APRVD:	---	DATE:	MM/DD/YYYY
FIRST PRODUCT:	-----		
DRAWING SCALE	<b>1 = 1</b>		

**CUSTOMER DRAWING, 15 PIN FEMALE**

RoHS COMPLIANT?	SIZE	DOC#	REVISION
<b>YES</b>	<b>A</b>	<b>AB4004</b>	<b>A</b>
FILENAME:	SHEET	#1 OF 1	DATE 5/3/08