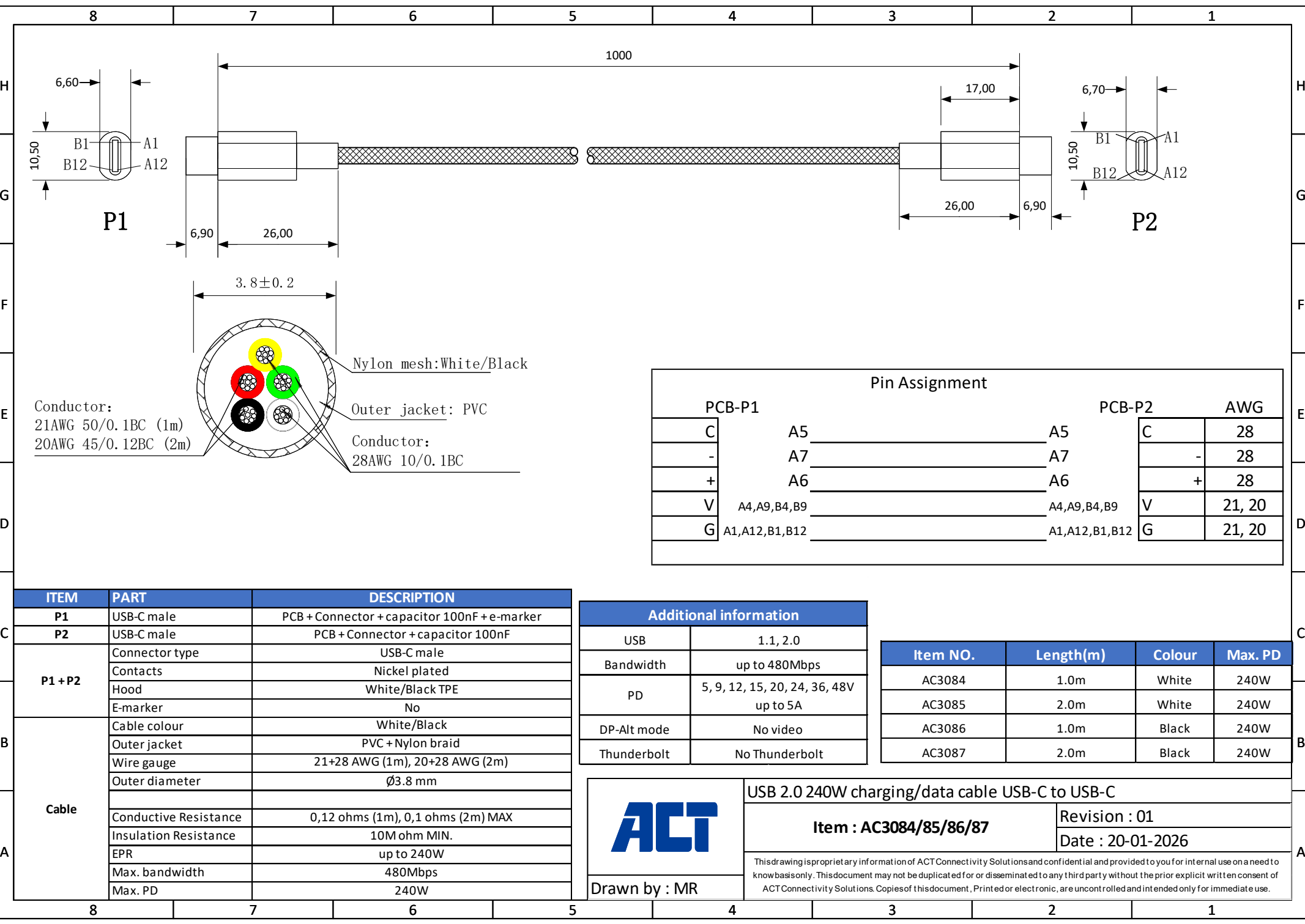


ACT Connectivity Solutions – Koolhovenstraat 1E – 3772MT – Barneveld – The Netherlands



Conductor:
21AWG 50/0.1BC (1m)
20AWG 45/0.12BC (2m)

Conductor:
28AWG 10/0.1BC

Pin Assignment				
PCB-P1		PCB-P2		AWG
C	A5	A5	C	28
-	A7	A7	-	28
+	A6	A6	+	28
V	A4,A9,B4,B9	A4,A9,B4,B9	V	21, 20
G	A1,A12,B1,B12	A1,A12,B1,B12	G	21, 20

ITEM	PART	DESCRIPTION
P1	USB-C male	PCB + Connector + capacitor 100nF + e-marker
P2	USB-C male	PCB + Connector + capacitor 100nF
P1 + P2	Connector type	USB-C male
	Contacts	Nickel plated
	Hood	White/Black TPE
	E-marker	No
Cable	Cable colour	White/Black
	Outer jacket	PVC + Nylon braid
	Wire gauge	21+28 AWG (1m), 20+28 AWG (2m)
	Outer diameter	∅3.8 mm
	Conductive Resistance	0,12 ohms (1m), 0,1 ohms (2m) MAX
Insulation Resistance	10M ohm MIN.	
EPR	up to 240W	
Max. bandwidth	480Mbps	
Max. PD	240W	

Additional information	
USB	1.1, 2.0
Bandwidth	up to 480Mbps
PD	5, 9, 12, 15, 20, 24, 36, 48V up to 5A
DP-Alt mode	No video
Thunderbolt	No Thunderbolt

Item NO.	Length(m)	Colour	Max. PD
AC3084	1.0m	White	240W
AC3085	2.0m	White	240W
AC3086	1.0m	Black	240W
AC3087	2.0m	Black	240W

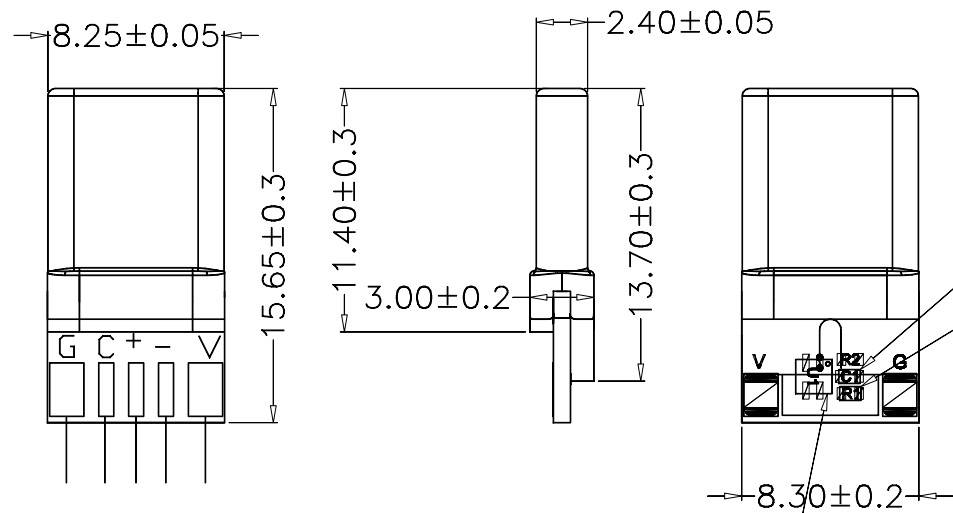
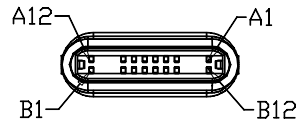
USB 2.0 240W charging/data cable USB-C to USB-C

Item : AC3084/85/86/87

Revision : 01
Date : 20-01-2026

This drawing is proprietary information of ACT Connectivity Solutions and confidential and provided to you for internal use on a need to know basis only. This document may not be duplicated for or disseminated to any third party without the prior explicit written consent of ACT Connectivity Solutions. Copies of this document, Printed or electronic, are uncontrolled and intended only for immediate use.

Drawn by : MR



240W E-marker

c1/0402
R1/0402

Pin Assignment

PCB-P1		PCB-P2		AWG
C	A5	A5	C	28
-	A7	A7	-	28
+	A6	A6	+	28
V	A4,A9,B4,B9	A4,A9,B4,B9	V	21, 20
G	A1,A12,B1,B12	A1,A12,B1,B12	G	21, 20

Cable VDO		HEX
HW version	0	0x0
FW version	0	0x0
Type-C/Captive	Type-C	0b10
Latency	10ns to 20ns	0b0010
PD Mode VDO		
Max. Voltage	50V	0x1F4
Vbus Current	5A	0b10
USB Mode VDO		
SS Signalling	USB 2.0	0b000



Drawn by : MR

USB 2.0 240W charging/data cable USB-C to USB-C

Item : AC3084/85/86/87

Revision : 01

Date : 20-01-2026

This drawing is proprietary information of ACT Connectivity Solutions and confidential and provided to you for internal use on a need to know basis only. This document may not be duplicated for or disseminated to any third party without the prior explicit written consent of ACT Connectivity Solutions. Copies of this document, Printed or electronic, are uncontrolled and intended only for immediate use.